



NARAYANA ENGINEERING COLLEGE::NELLORE



AUTONOMOUS

Date: 18.08.2021

CIRCULAR

As per the discussions in the internal meeting, Internal Quality Assurance Cell (IQAC) has to make arrangements required for collecting student satisfactory survey within two weeks from the date of issue of circular.

Handwritten signature and date: 18/8/21
PRINCIPAL
PRINCIPAL
NARAYANA ENGINEERING COLLEGE
NELLORE.

DATE: 20.08.2021

CIRCULAR

All the HODs are informed that IQAC is going to conduct student satisfactory survey (SSS) on teaching learning process (TLP) from 21.08.2021 to 28.08.2021 through online mode.

The details for accessing SSS form are

1. Go to college website www.necn.ac.in
2. Click on IQAC Tab then SSS

(OR)

Students can use the below link directly

www.necn.ac.in/IQAC/SSS/form.php

This is for circulating among students of concern departments.

Copy to All the HODs

Principal

Notice Board


IQAC COORDINATOR
Co-Ordinator - IQAC
Narayana Engineering College
Nellore.

Report on

Student Satisfaction Survey (SSS)

On

Teaching – Learning and Evaluation

(AY: 2020-21)

#####

SUMMARY

The survey was conducted online at end the academic year of 2020-21 is: .

Actual Student Strength	2393
Participated in Survey	2010
Percentage of Participation	87.8%

#####

INTRODUCTION

The institution has a mechanism for conducting and analyzing Student Satisfaction Survey (SSS) on Teaching – Learning and Evaluation. Survey from the students is obtained through questionnaire on various aspects of Teaching – Learning and Evaluation.

1. Feedback Collection
2. Analysis
3. Action taken.

FEEDBACK METHODS AND FREQUENCY

Items	Description
Survey collection process	Online
Survey receiver	IQAC
Frequency of feedback collection	Once in an academic year
Metrics used for calculation	1. Poor 2. Average 3. Good 4. Very Good
Purpose	For improving the quality of Teaching – Learning and Evaluation across different departments of the Institution

A. FEEDBACK COLLECTION

A system has been established by the institute exclusively for collecting Student Satisfaction Survey (SSS). The SSS is collected once in a year generally at the end of even semester from students.

As per the instructions from the Principal IQAC conducts the Survey from students on Teaching – Learning and Evaluation. Students are provided online Survey form (Questionnaire) for their feedback on the following elements:

The questionnaires that are to be answered by students are as follows:

Question	Aspect
Q1.	How much of the syllabus was covered in the class?
Q2.	How well did the teachers prepare for the classes?
Q3.	How well were the teachers able to communicate?
Q4.	The teacher's approach to teaching can best be described as
Q5.	Fairness of the internal evaluation process by the teachers
Q6.	Was your performance in assignments discussed with you?
Q7.	The institute takes active interest in promoting internship, student exchange, and field visit opportunities for students.
Q8.	The teaching and mentoring process in your institution facilitates you in cognitive, social and emotional growth.
Q9.	The institution provides multiple opportunities to learn and grow.
Q10.	Teachers inform you about your expected competencies, course outcomes and programme outcomes.
Q11.	Your mentor does a necessary follow-up with an assigned task to you.
Q12.	The teachers illustrate the concepts through examples and applications
Q13.	The teachers identify your strengths and encourage you with providing right level of challenges
Q14.	Teachers are able to identify your weaknesses and help you to overcome them
Q15.	The institution makes effort to engage students in the monitoring, review and continuous quality improvement of the teaching learning process.
Q16.	The institute/ teachers use student centric methods, such as experiential learning, participative learning and problem solving methodologies for enhancing learning experiences

Q17.	Teachers encourage you to participate in extracurricular activities.
Q18.	Efforts are made by the institute/ teachers to inculcate soft skills, life skills and employability skills to make you ready for the world of work.
Q19.	What percentage of teachers use ICT tools such as LCD projector, Multimedia, etc. while teaching.
Q20.	overall quality of teaching-learning process

B. FEEDBACK COLLECTION

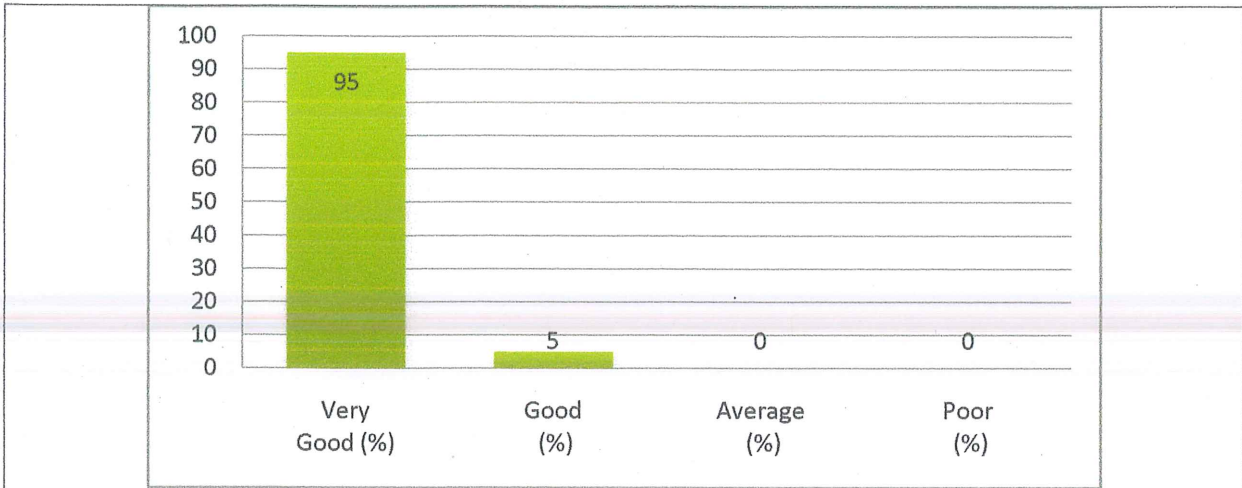
A cumulative report is prepared on the basis of students' feedback per question. The metrics used for analysis are: (a) Very Good (b) Good (c) Average (d) Poor. The percentage is computed on each metric and reported as follows:

Detailed Report

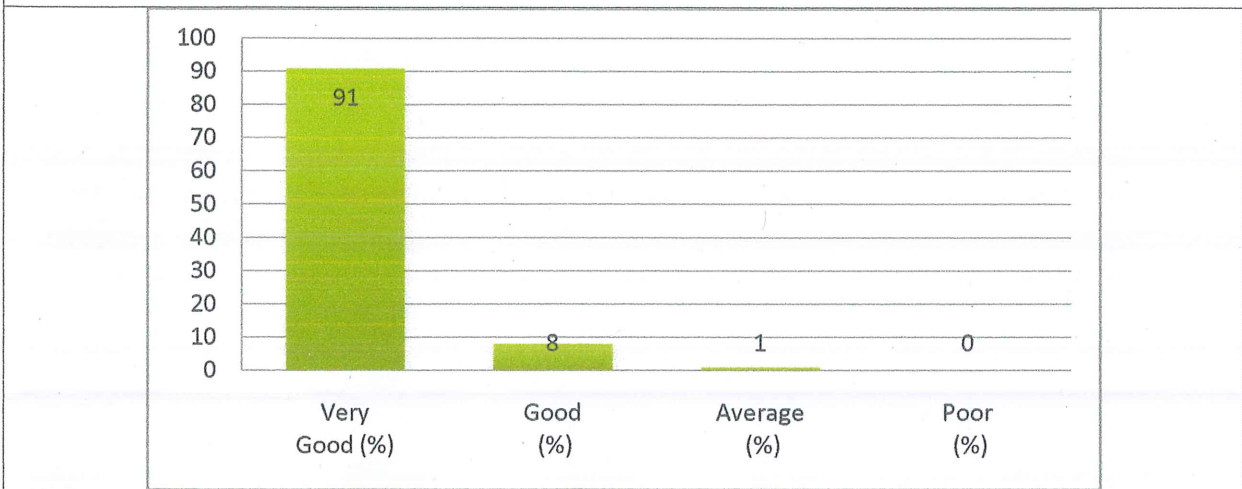
S.No	Aspect	Very Good (%)	Good (%)	Average (%)	Poor (%)
1	How much of the syllabus was covered in the class?	95	5	0	0
2	How well did the teachers prepare for the classes?	91	8	1	0
3	How well were the teachers able to communicate?	82	12	6	0
4	The teacher's approach to teaching can best be described as	81	15	3	1
5	Fairness of the internal evaluation process by the teachers	92	7	1	0
6	Was your performance in assignments discussed with you?	95	5	0	0
7	The institute takes active interest in promoting internship, student exchange, field visit opportunities for students.	87	12	1	0
8	The teaching and mentoring process in your institution facilitates you in cognitive, social and emotional growth.	51	46	2	1

S.No	Aspect	Very Good (%)	Good (%)	Average (%)	Poor (%)
9	The institution provides multiple opportunities to learn and grow.	46	52	1	1
10	Teachers inform you about your expected competencies, course outcomes and programme outcomes.	43	47	9	1
11	Your mentor does a necessary follow-up with an assigned task to you.	89	11	0	0
12	The teachers illustrate the concepts through examples and applications	96	4	0	0
13	The teachers identify your strengths and encourage you with providing right level of challenges	42	48	8	2
14	Teachers are able to identify your weaknesses and help you to overcome them	47	53	0	0
15	The institution makes effort to engage students in the monitoring, review and continuous quality improvement of the teaching learning process.	83	17	0	0
16	The institute/ teachers use student centric methods, such as experiential learning, participative learning and problem solving methodologies for enhancing learning experiences	73	26	1	0
17	Teachers encourage you to participate in extracurricular activities.	93	7	0	0
18	Efforts are made by the institute/ teachers to inculcate soft skills, life skills and employability skills to make you ready for the world of work.	79	21	0	0
19	What percentage of teachers use ICT tools such as LCD projector, Multimedia, etc. while teaching.	77	20	3	0
20	overall quality of teaching-learning process	92	8		0

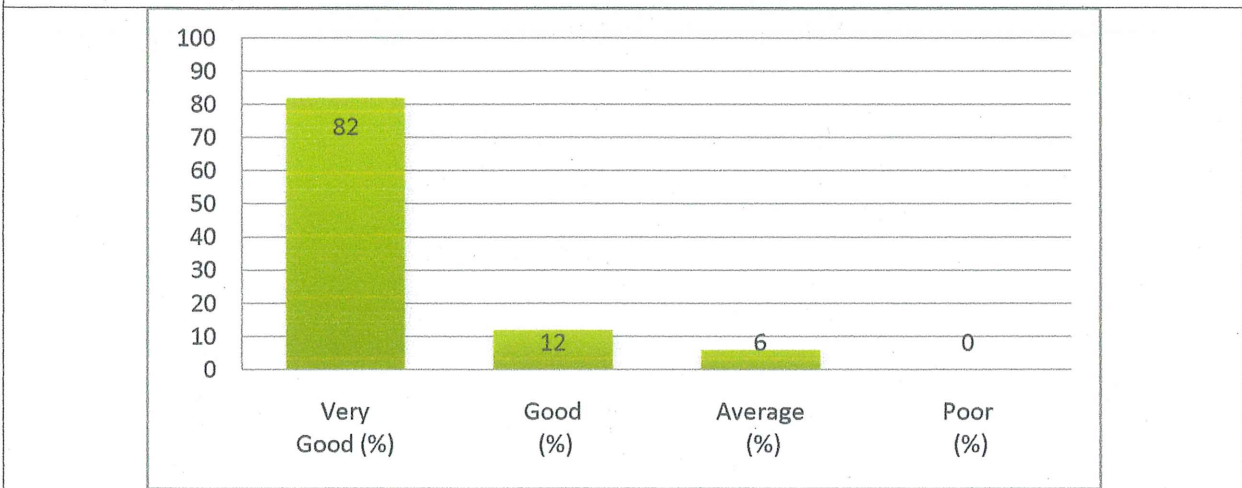
Question-wise analysis



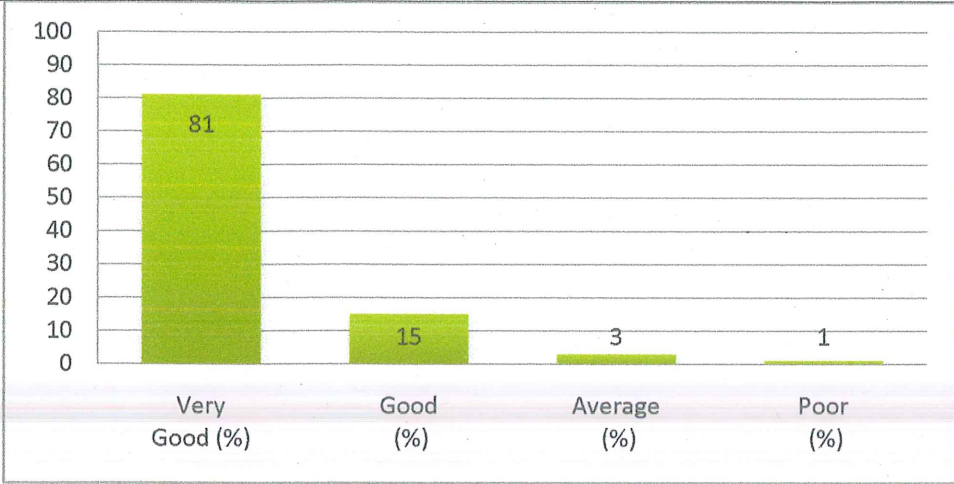
How much of the syllabus was covered in the class?



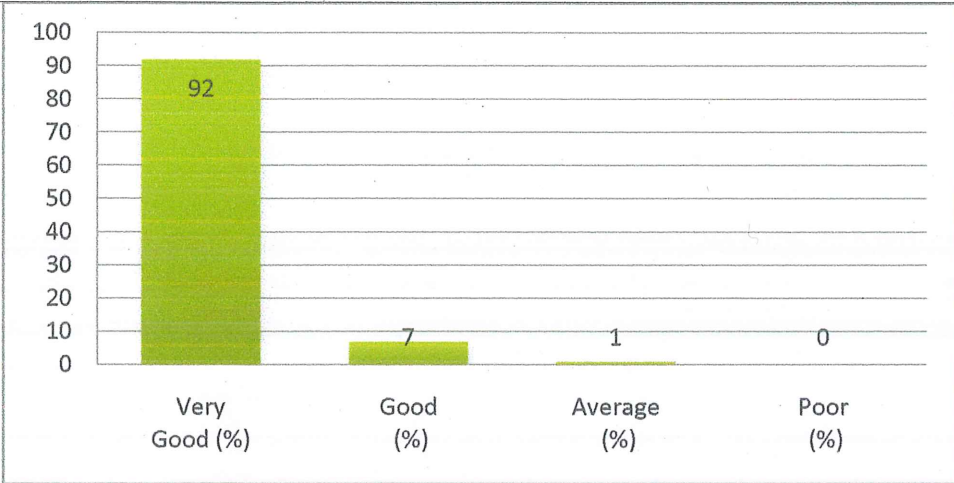
How well did the teachers prepare for the classes?



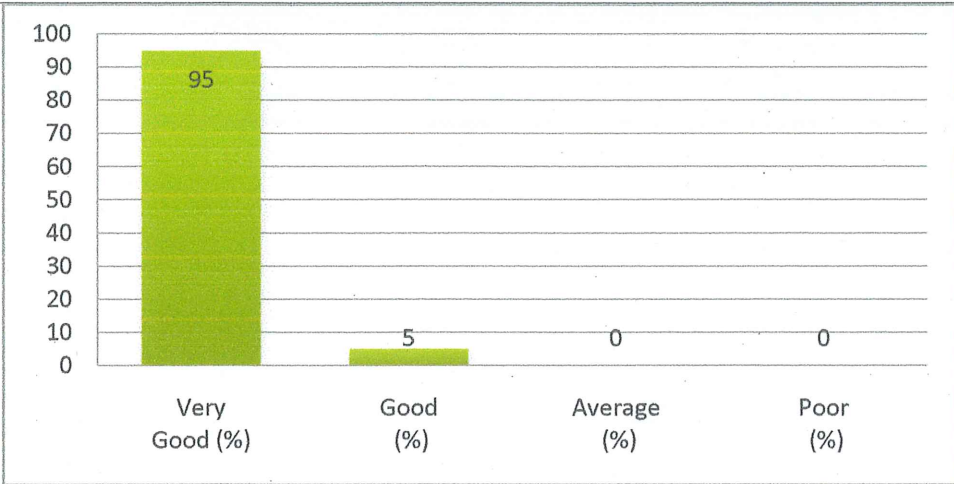
How well were the teachers able to communicate?



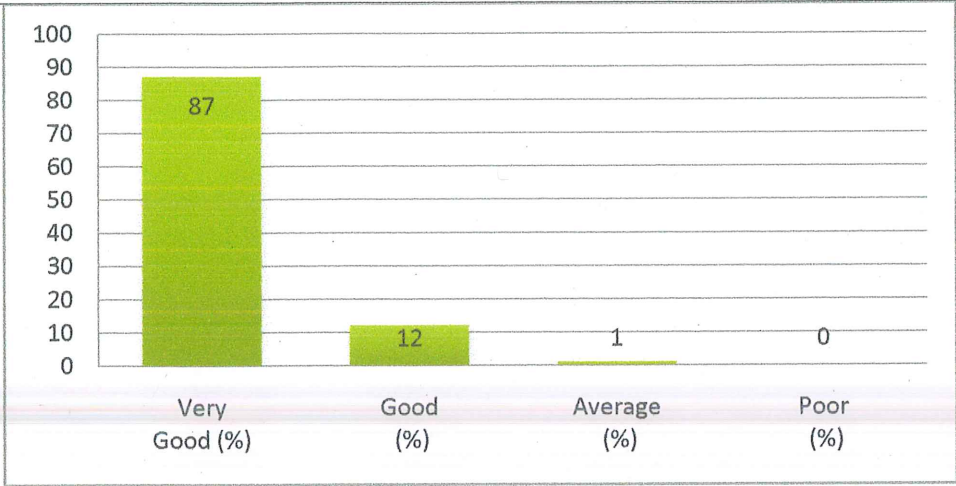
The teacher's approach to teaching can best be described as



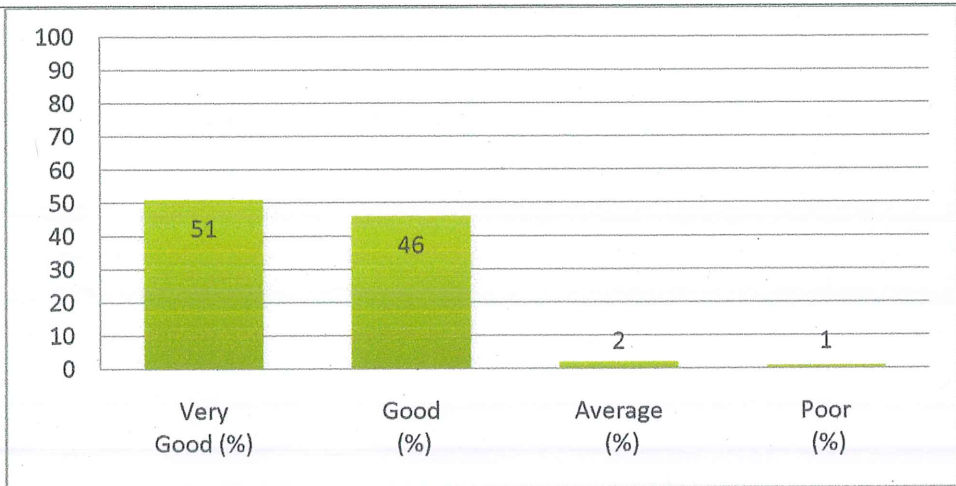
Fairness of the internal evaluation process by the teachers



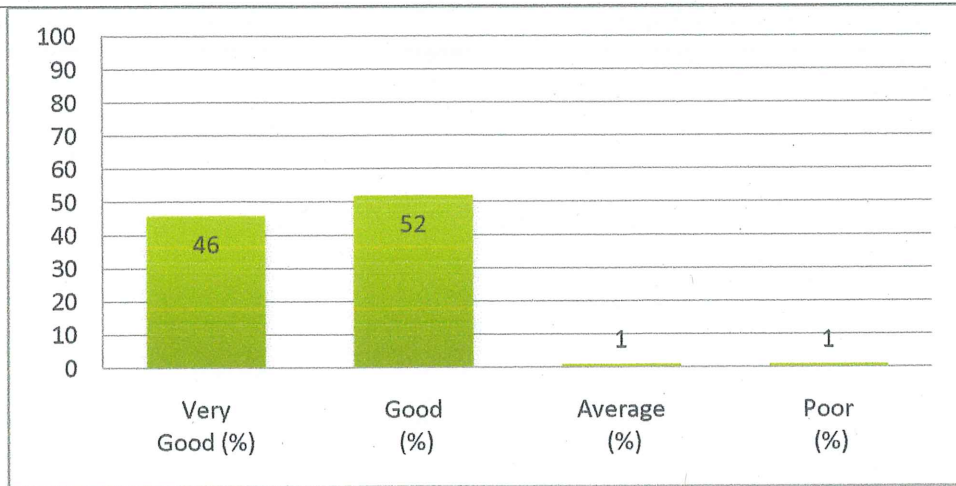
Was your performance in assignments discussed with you?



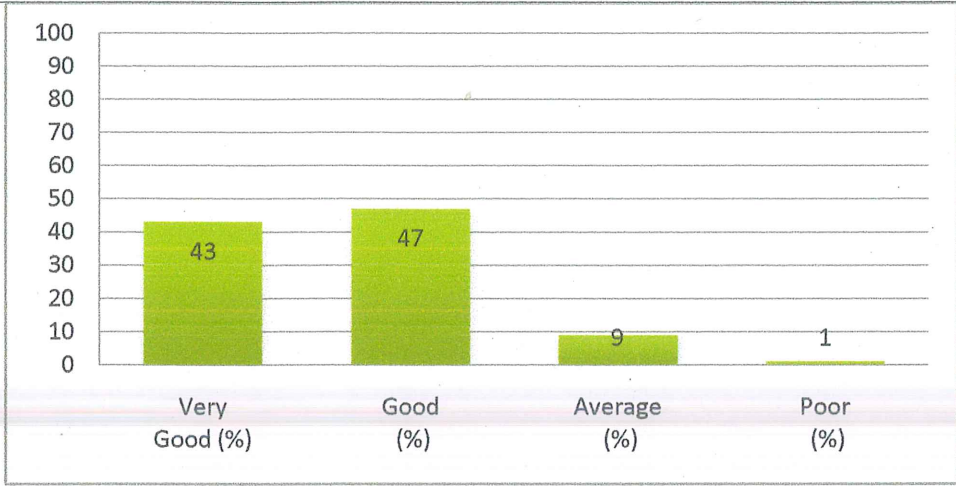
The institute takes active interest in promoting internship, student exchange, field visit opportunities for students.



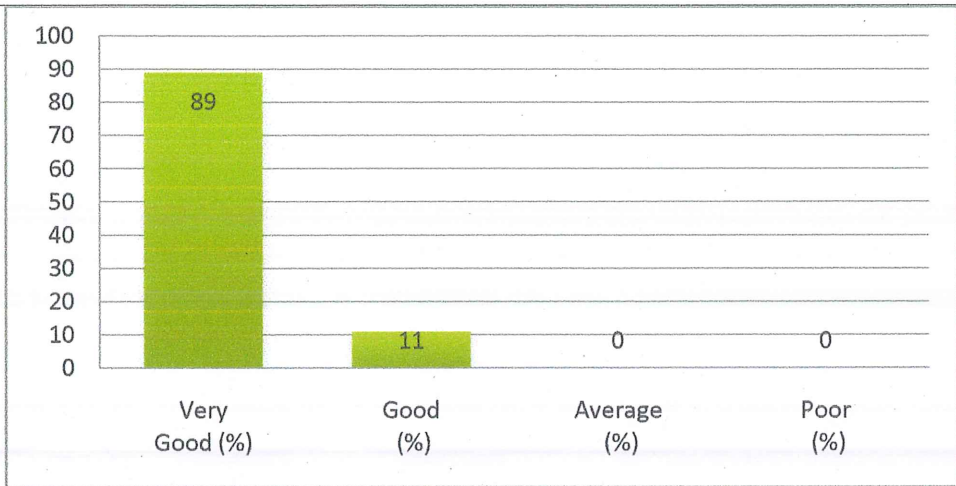
The teaching and mentoring process in your institution facilitates you in cognitive, social and emotional growth.



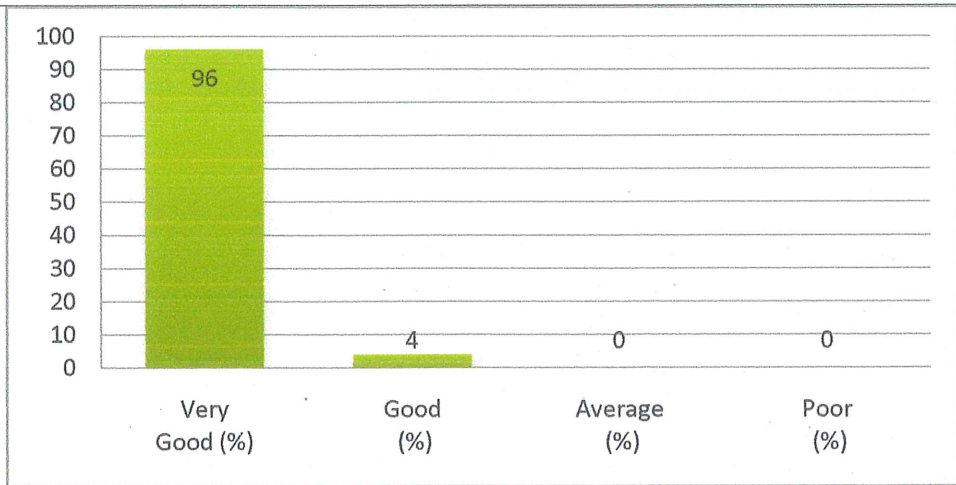
The institution provides multiple opportunities to learn and grow.



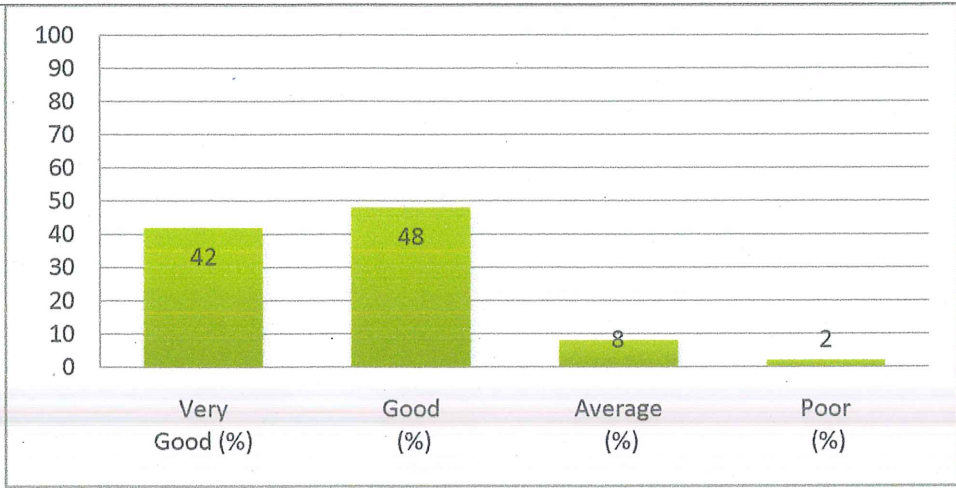
Teachers inform you about your expected competencies, course outcomes and programme outcomes.



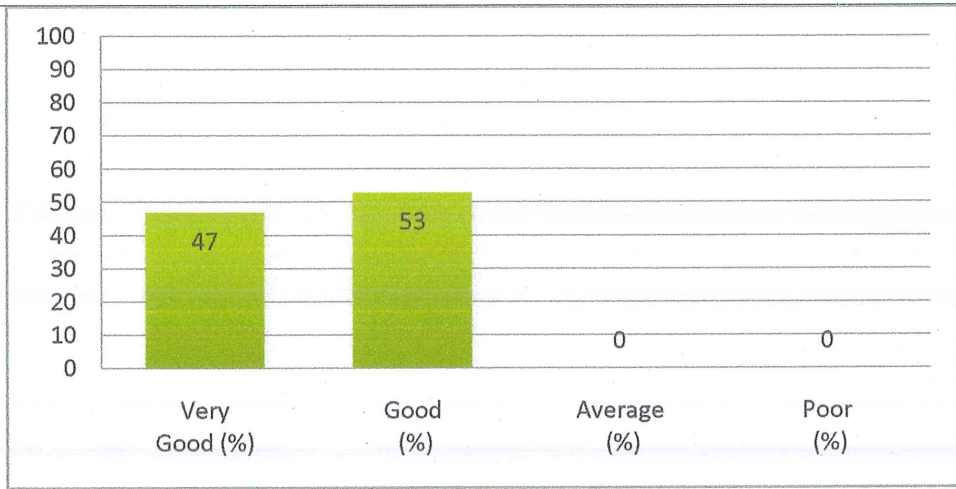
Your mentor does a necessary follow-up with an assigned task to you.



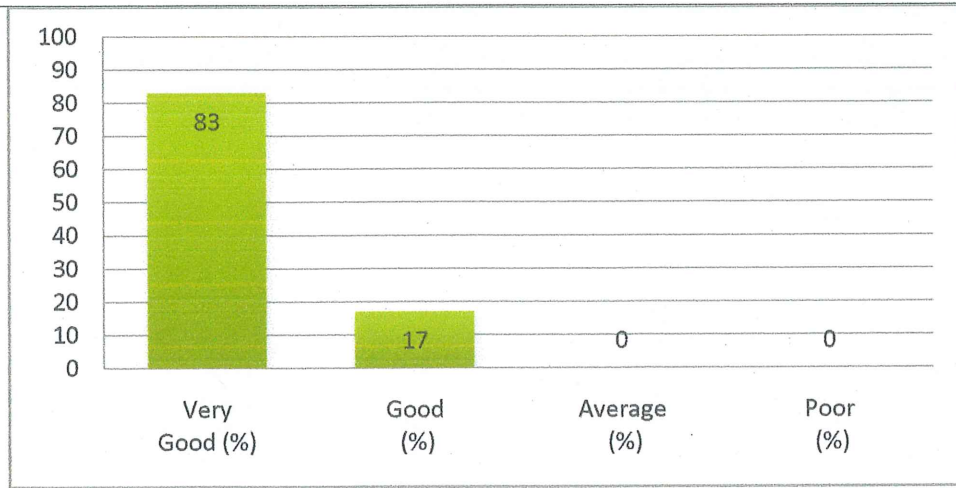
The teachers illustrate the concepts through examples and applications



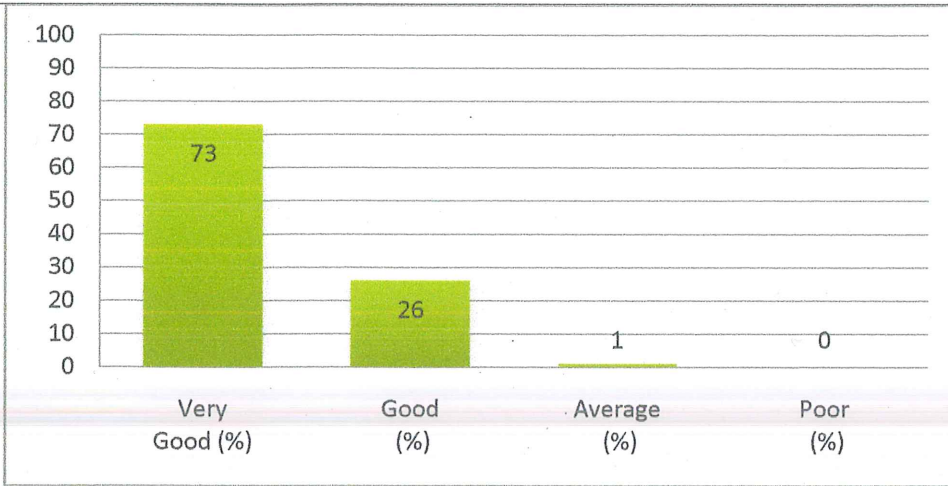
The teachers identify your strengths and encourage you with providing right level of challenges



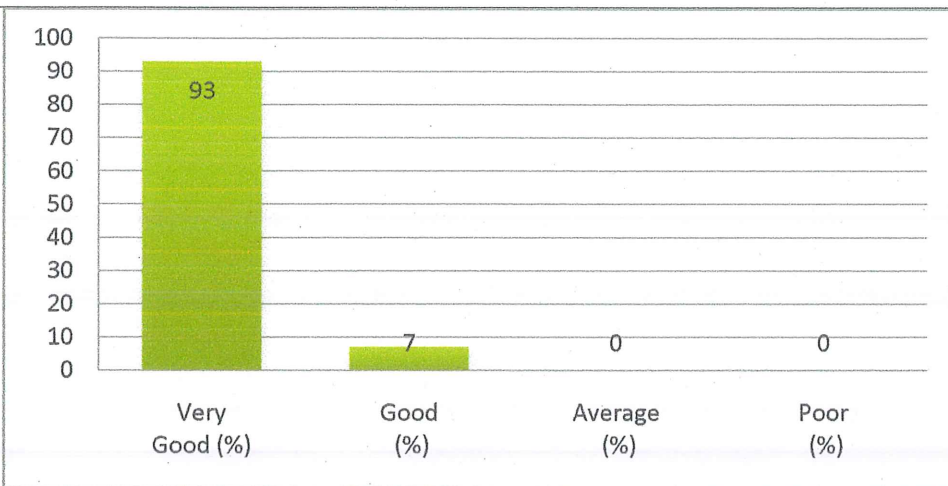
Teachers are able to identify your weaknesses and help you to overcome them



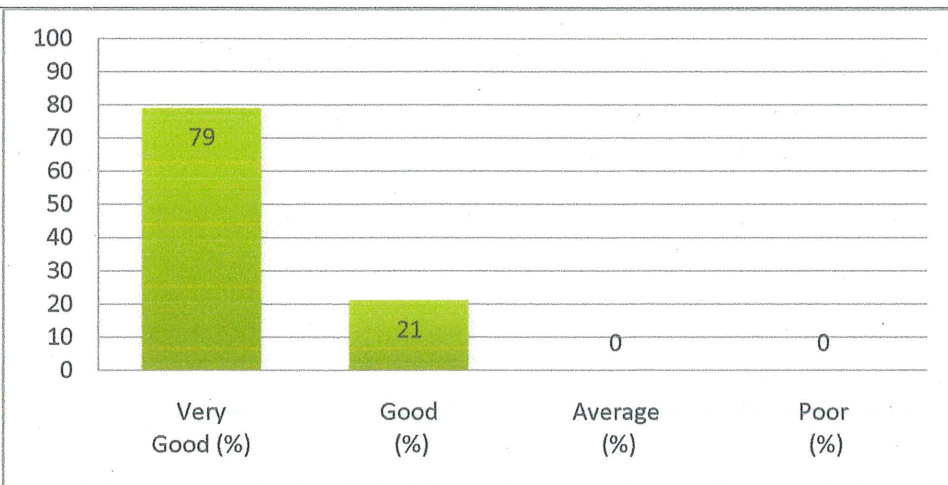
The institution makes effort to engage students in the monitoring, review and continuous quality improvement of the teaching learning process.



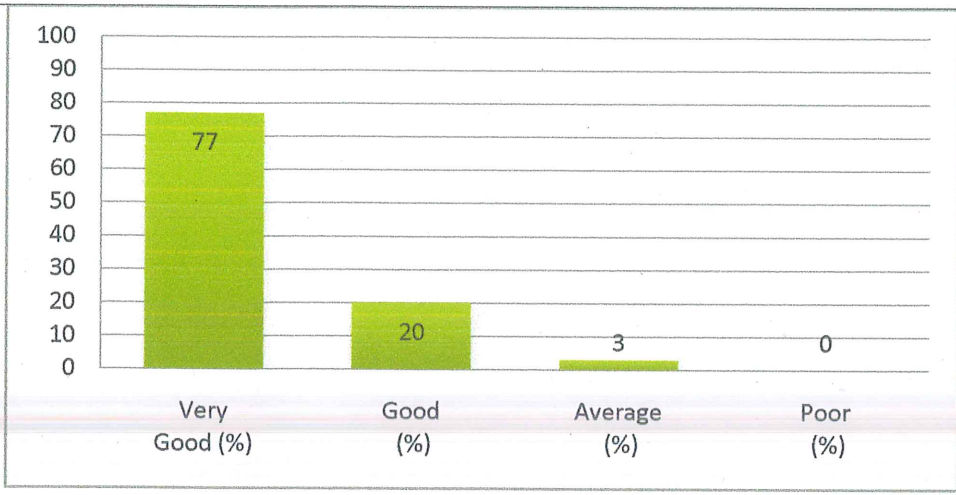
The institute/ teachers use student centric methods, such as experiential learning, participative learning and problem solving methodologies for enhancing learning experiences



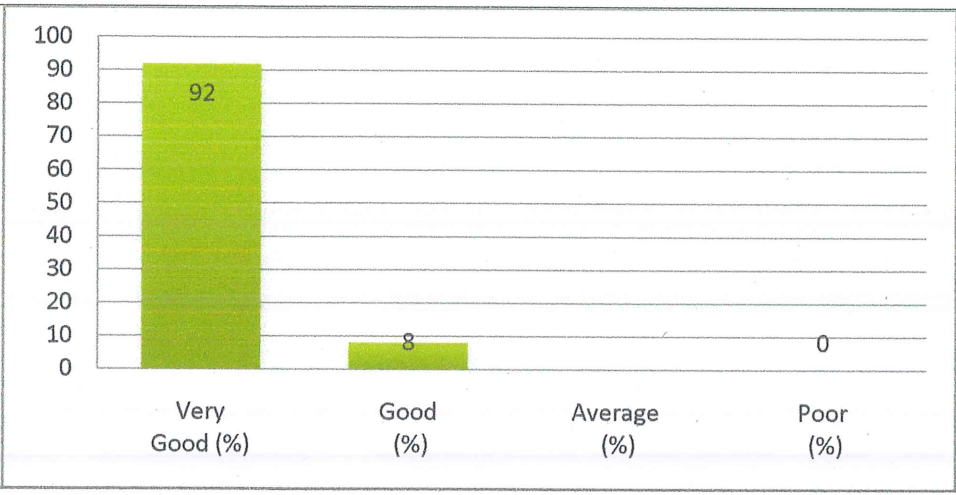
Teachers encourage you to participate in extracurricular activities.



Efforts are made by the institute/ teachers to inculcate soft skills, life skills and employability skills to make you ready for the world of work.



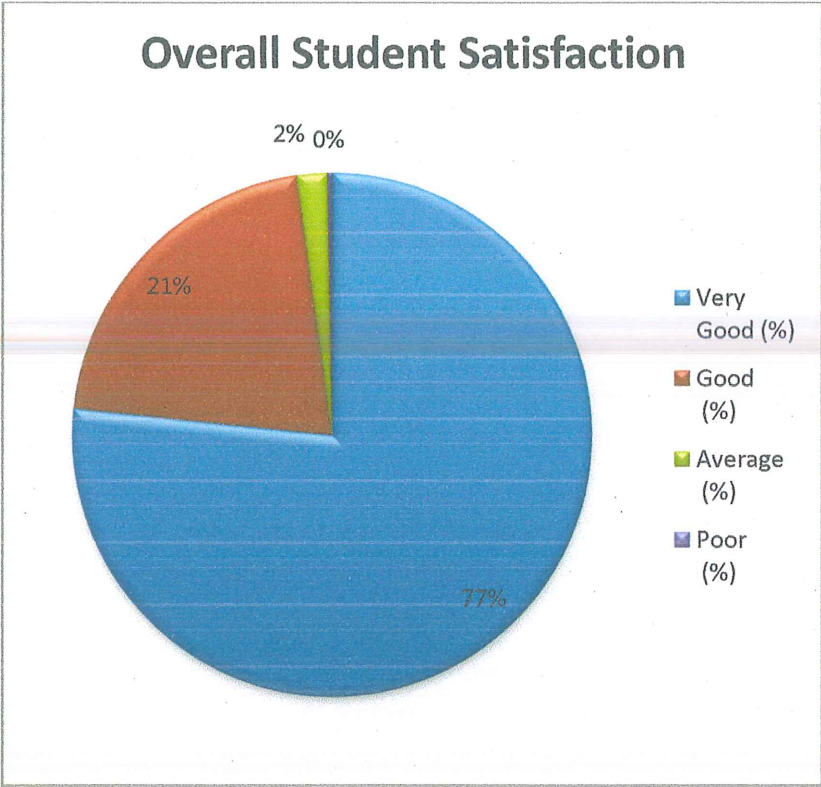
What percentage of teachers use ICT tools such as LCD projector, multimedia, etc. While teaching.



Overall quality of teaching-learning process

Overall Student Satisfaction

Very Good (%)	Good (%)	Average (%)	Poor (%)
76.70	21.20	1.89	0.30



C. ACTION TAKEN

The analyzed report was placed before the Head of the institution for corrective measures from time to time for the responses are resolved promptly.

[Signature]
IQAC-Coordinator
Narayana Engineering College
Nellore.

[Signature]
Principal
PRINCIPAL
NARAYANA ENGINEERING COLLEGE
NELLORE.